



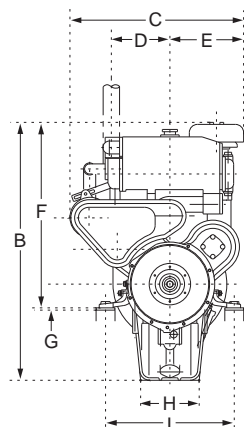
6CHE3 Series

BESTSELLING FROM 1977 | Mechanical Engine Control

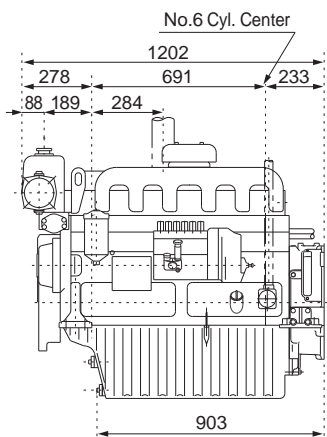
Configuration	4-cycle, Vertical, natural aspirated, water cooled diesel engine	
Maximum output at crankshaft	L: 95.6 kW@2600 rpm	[130 mhp@2600 rpm]
	M: 84.6 kW@2550 rpm	[115 mhp@2550 rpm]
Displacement	6.494 ltr	
Bore x stroke	105 mm x 125 mm	
Cylinders	6 in-line	
Combustion system	Direct injection	
Starting system	Electric starting motor [DC 24V-4 kW]	
Flywheel housing size	SAE #3 and 11 - 1/2 inch	
Cooling system	With Heat exchanger	
Cooling fresh water capacity	20 ltr +0.8 ltr [Reservoir tank]	
Lubrication system	Forced lubrication with gear pump	
Lubricating oil capacity	18.5 ltr	
Lubricating oil grade	SAE30 or SAE40 at ambient temperature above 30 or above	
Direction of rotation [crankshaft]	Counterclockwise viewed from stern	
Dry weight without gear	630 kg	
Fuel consumption [at rated output]	M: 242 gr/kW hr	

DIMENSIONS [UNIT: MM]

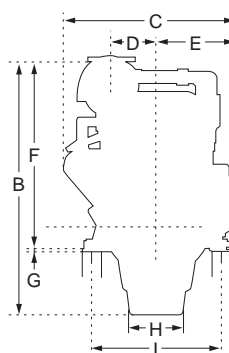
Front view, engine only



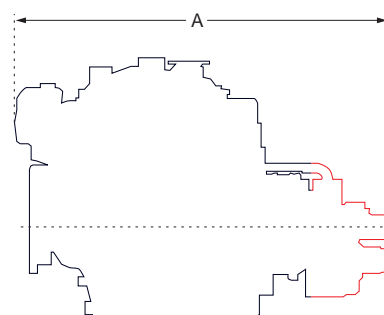
Left side view, engine only



Rear view with gearbox YX-30-2



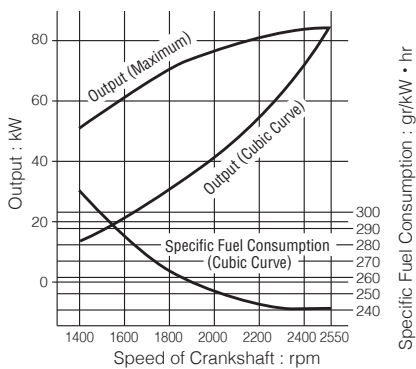
Left side view with gearbox YX-30-2



Model	A	B	C	D	E	F	G	H	I
6CHE3 x YX-30-2	1496	1018	690	233	300	737	9	233	550



PERFORMANCE CURVES

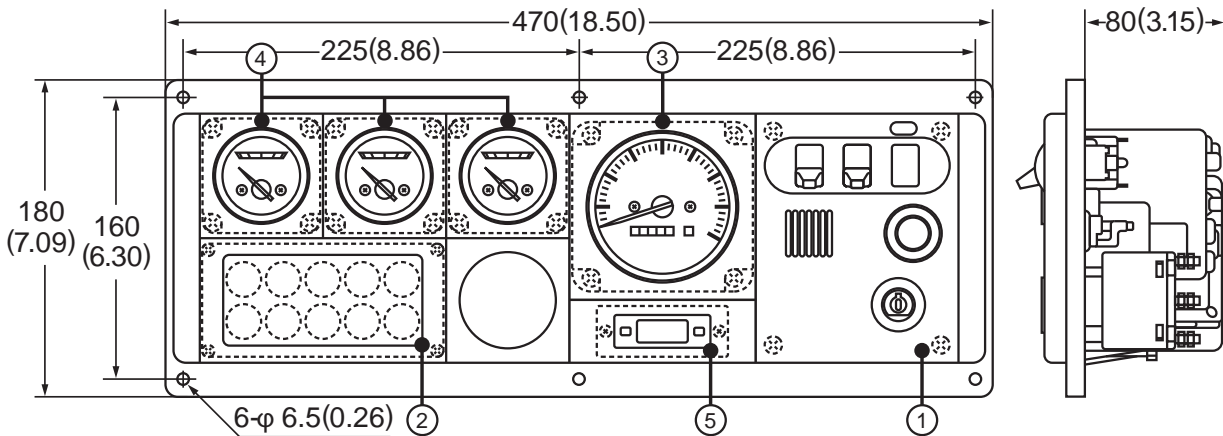


Rating definitions: hp = 0.7355 kW Ratings are based on conditions of 100 kPa, 30% relative humidity at 25 °C.
L= For applications where use of rated power is less than 2 hours continuous out of every 5 hours and operation is less than 2000 hours per year. When combined with a correctly matched propeller which allows the engine rated speed to be achieved in a fully loaded vessel state, the reduced-power operation can be at or below 50 min-1 of the rated speed.
M= For applications where use of rated power is less than 10 hours continuous out of every 16 hours and operation is less than 3000 hours per year. When combined with a correctly matched propeller which allows the engine rated speed to be achieved in a fully loaded vessel state, the reduced-power operation can be at or below 50 rpm of the rated speed.
Fuel rates: Specific gravity 0.835 g/cc, low calorific value 42700 kJ/kg [10200 kcal/kg], Cetane No. 45.

MARINE GEARS SPECIFICATIONS

Model	YX-30-2			
Type	Hydraulic multi-disc clutch			
Dry Weight	70 kg			
Reduction Ratio [Ahead]	2.03	2.55	2.96	3.48
Direction of rotation [propeller shaft]	Clockwise or counter-clockwise viewed from stern			

INSTRUMENT PANEL D-TYPE [UNIT: MM]



- 1 Switch unit**

 - Key switch
 - Alarm buzzer
 - Alarm buzzer stop switch
 - Illumination switch
- 2 Alarm lamp unit with Alarm monitor device**

 - Battery not charging
 - C.W. high temp.
 - L.O. low pressure
 - Clutch oil pressure
 - L.O. filter clogged
 - C.W.level
- 3 Tachometer unit**

 - Tachometer with hour meter
- 4 Sub meter unit**

 - L.O. pressure meter
 - C.W. temp. meter
- 5 Clock unit**

 - Clock

NOTE: All data subject to change without notice. Text and illustrations are not binding.