



Disassembly and Assembly

3412E, C30 and C32 Marine Engines

s/n CLX1-UP (C30 engine)



Disassembly and Assembly
3412E, C30 and C32 Marine Engines
Media Number -SENR5031-06

Publication Date -01/09/2008

Date Updated -16/09/2008

i02125791

Fuel Priming Pump - Remove and Install

SMCS - 1258-010

Removal Procedure

NOTICE

Keep all parts clean from contaminants.

Contaminants may cause rapid wear and shortened component life.

NOTICE

Care must be taken to ensure that fluids are contained during performance of inspection, maintenance, testing, adjusting and repair of the product. Be prepared to collect the fluid with suitable containers before opening any compartment or disassembling any component containing fluids.

Refer to Special Publication, NENG2500, "Caterpillar Tools and Shop Products Guide" for tools and supplies suitable to collect and contain fluids on Caterpillar products.

Dispose of all fluids according to local regulations and mandates.




Illustration 1

g01081889

1. Remove bolts (2) .
2. Remove fuel priming pump (1) and the gasket.

Installation Procedure

NOTICE

Keep all parts clean from contaminants.

Contaminants may cause rapid wear and shortened component life.




Illustration 2

g01081889

1. Position the gasket and fuel priming pump (1) on the fuel filter base.
 2. Install bolts (2) .
-



Disassembly and Assembly

3412E, C30 and C32 Marine Engines

Media Number -SENR5031-06

Publication Date -01/09/2008

Date Updated -16/09/2008

i02160168

Front Cover - Install

SMCS - 1166-012

S/N - CLX1-UP

S/N - RXB1-UP

S/N - SLT1-UP

Installation Procedure

NOTICE

Keep all parts clean from contaminants.

Contaminants may cause rapid wear and shortened component life.

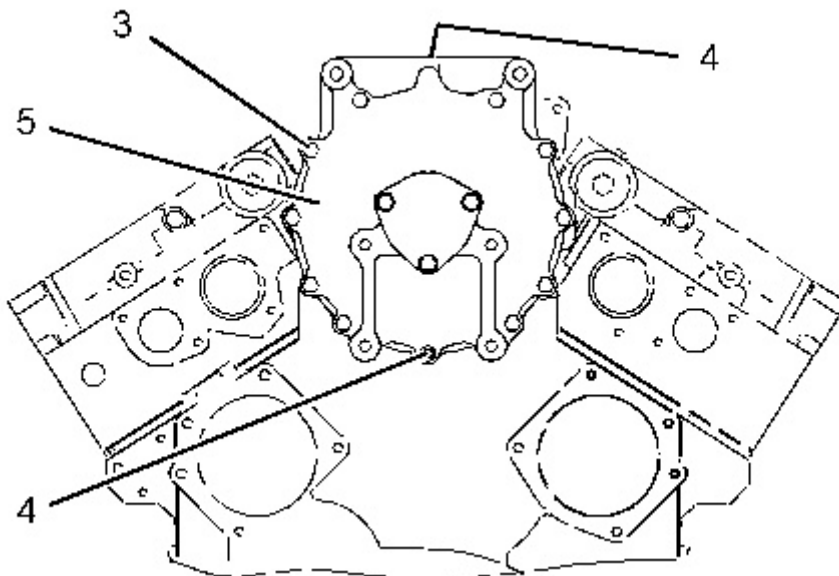


Illustration 1

g01096269



Disassembly and Assembly

3412E, C30 and C32 Marine Engines

Media Number -SENR5031-06

Publication Date -01/09/2008

Date Updated -16/09/2008

i02161756

Connecting Rod Bearings - Remove

SMCS - 1219-011

S/N - CLX1-UP

S/N - RXB1-UP

S/N - SLT1-UP

Removal Procedure

Table 1

Required Tools			
Tool	Part Number	Part Description	Qty
A	9S-9082	Engine Turning Tool	1

Start By:

- A. Remove the engine oil pump. Refer to Disassembly and Assembly, "Engine Oil Pump - Remove".

NOTICE

Keep all parts clean from contaminants.

Contaminants may cause rapid wear and shortened component life.

1. Check the connecting rod and the connecting rod bearing caps for identification and the orientation on the crankshaft.
 2. Use Tooling (A) and turn the crankshaft until the connecting rod bearing caps are accessible.
-




Illustration 1

g00886583

3. Remove bolts (1). Remove connecting rod bearing cap (2) from the connecting rod.

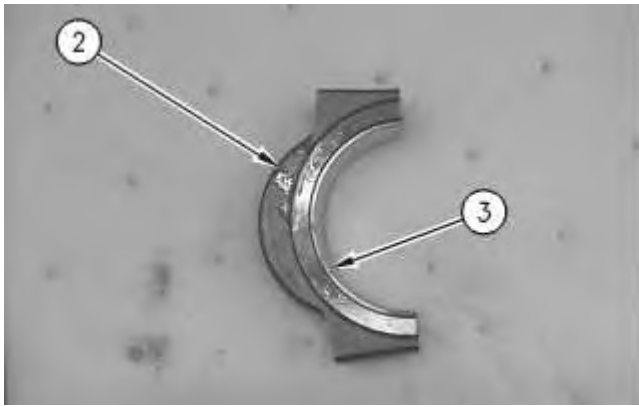


Illustration 2

g00886587

4. Remove rod bearing (3) from connecting rod bearing cap (2) .
5. Push the connecting rod away from the crankshaft. Remove the upper half of rod bearing (3) from the connecting rod.



Disassembly and Assembly
3412E, C30 and C32 Marine Engines
Media Number -SENR5031-06

Publication Date -01/09/2008

Date Updated -16/09/2008

i02217344

Inlet Air Temperature Sensor - Remove and Install

SMCS - 1921-010

S/N - RXB1-UP

S/N - SLT1-UP

NOTICE

Keep all parts clean from contaminants.

Contaminants may cause rapid wear and shortened component life.

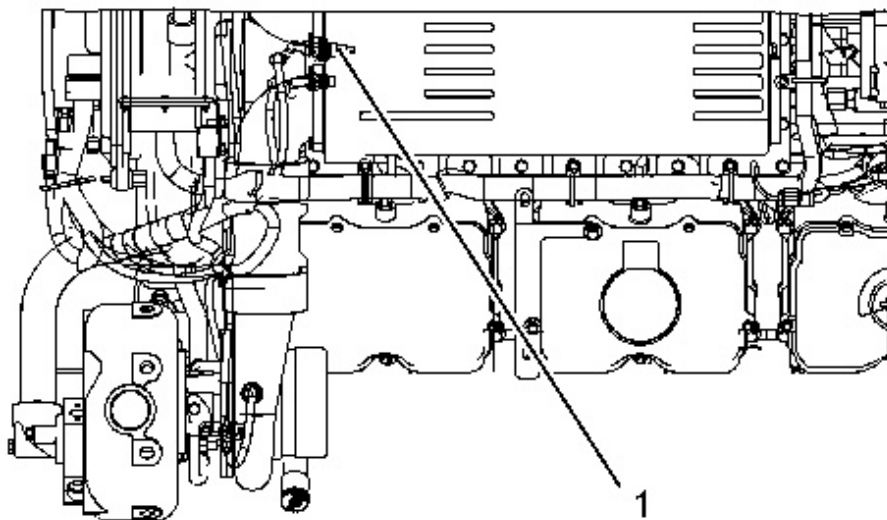


Illustration 1

g01119165

(1) Inlet air temperature sensor ... 15 ± 3 N·m (133 ± 27 lb in)

Diesel Engines

ABS	Agco-Sisu
Akasaka	Baudouin
BMW	Bukh
Caterpillar	CHN 25/34
Cummins	Daihatsu
Detroit	Deutz
Doosan-Daewoo	Fiat
Ford	GE
Grenaa	Guascor
Hanshin	Hatz
Hino	Honda
Hyundai	Isotta
Isuzu	Iveco
John-Deere	Kelvin
Kioti	Komatsu
Kubota	Liebherr
Lister	Lombardini
MAK	MAN B&W
Mercedes	Mercruiser
Mirrlees BS	Mitsubishi
MTU	MWM
Niigata	Paxman
Perkins	Pielstick
Rolls / Bergen	Ruggerini
Ruston	Scania
Shibaura	Sisu-Valmet
SKL	Smit-Bolnes
Sole	Stork
VM-Motori	Volvo
Volvo Penta	Westerbeke
Wichmann	Yanmar

Machinery

ABG	Airman
Akerman	Ammann
Astra	Atlas Copco
Atlas Weyha.	Atlet
Bell	Bendi
Bigjoe	Bobcat
Bomag	BT
Carelift	Case
Caterpillar	Cesab
Challenger	Champion
Claas	Clark
Combilift	Crown
Daewoo-Doosan	Demag
Deutz-Fahr	Dressta

Machinery

Drott	Dynapack
Extec	Faun
Fendt	Fiat
Fiatallis	Flexicoil
Furukawa	Gehl
Genie	Grove-gmk
Halla	Hamm
Hangcha	Hanix
Hanomag	Hartl
Haulpack	Hiab
Hidromek	Hino truck
Hitachi	Hyster
Hyundai	IHI
Ingersoll-rand	JCB
JLG	John-Deere
Jungheinrich	Kalmar
Kato	Kioti
Kleeman	Kobelco
Komatsu	Kramer
Kubota	Lamborghini
Landini	Liebherr
Linde	Link-belt
Manitou	Massey-Ferg.
Mccormick	MDI-Yutani
Mitsubishi	Moxy
Mustang	Neusson
New-Holland	Nichiyu
Nissan	OK
OM-Pimespo	others-tech
Pel-Job	PH-mining
Poclain	Powerscreen
Same	Samsung
Sandvik	Scania
Schaefer	Schramm
Sennebogen	Shangli
Shibaura	Steiger
Steinbock	Steyr
Still	Sumitomo
Super-pac	Tadano
Takeuchi	TCM
Terex	Toyota
Valpadana	Venieri
Versatile	Vogele
Volvo	Weidemann
Wirtgen	Yale
YAM	Yanmar