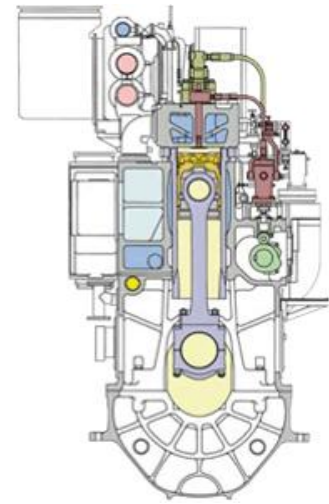




HANSHIN DIESEL ENGINE SPECIFICATION

Low Speed 4-stroke Diesel Engine: LA Series

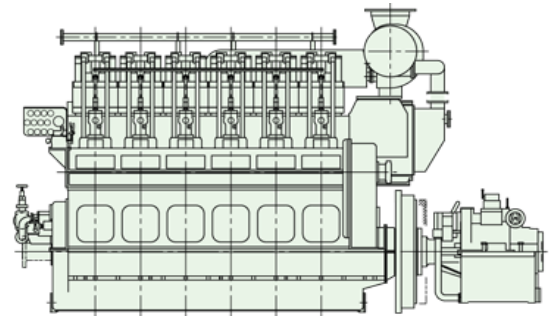
Model	Number of cylinders	Output (kW)	Speed (min-1)	Cylinder bore (mm)	Stroke (mm)
LA28G	6	1323	330	280	590
LA32G	6	1618	280	320	680
LA32G	6	1618	310	320	680
LA34(G)	6	1765	260	340	720
LA34(G)	6	1912	270	340	720



Low-speed 4-stroke Engines

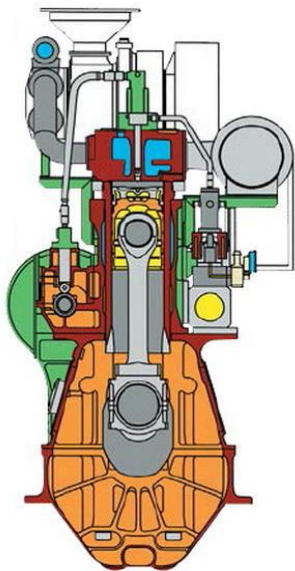
equipped with a Hydraulic Reversing Gearbox: LH Series

Model	Number of cylinders	Output (kW)	Speed (min-1)	Cylinder bore (mm)	Stroke (mm)
LC26G	6	625	400	260	440
LH26G	6	882	420	260	440
LH26AG	6	1029	450	260	440
LH28G	6	1029	395	280	460
LH31G	6	1323	370	310	530



Low Speed 4-stroke Diesel Engine: LHL Series

Model	Number of cylinders	Output (kW)	Speed (min-1)	Cylinder bore (mm)	Stroke (mm)
LH28L	6	1176	380	280	530
LC28L	6	1323	400	280	530
LZ28L	6	1471	430	280	530
LH30L	6	1323	300	300	600
LH32L	6	1471	280	320	640
LH34L	6	1618	310	340	640
LH34LA	6	1681	280	340	640
LH36L	6	1765	250	360	670
LH36LA	6	1912	270	360	670
LH38L	6	2206	250	380	760
LH41L	6	2427	225	410	800
LH41LA	6	2647	240	410	800
LH46L	6	2942	200	460	880
LH46LA	6	3309	220	460	880



LH46LE Engine

Medium Speed Diesel Engine with Reduction Gear

Model	Number of cylinders	Output (kW)	Speed (min-1)		Cylinder bore (mm)	Stroke (mm)
			Engine	Propeller		
6MX28	6	1839	730	277	280	380
8MX28	8	2427	730	277	280	380
6MUH28A	6	1765	780	277	280	340

